

Hose Type 3/2-1100

32000.1100

ID3 - Series: A, X and Q

SPIR STAR®

Applications

Waterblast:

Heat exchanger tube cleaning

Hydraulics:

Pressure test equipment (valves, tooling and control panels), hydraulic tools (instrumentation packages for gauges, control of service equipment, hydraulic jacks, hydraulic tools)

Technical Information

Inner Core:

Polyoxymethylene (POM)

Pressure Support:

2 layers of high-tensile steel wire

Outer Cover:

Polyamide (PA)

Color:



Green


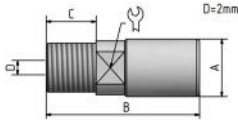
Temperature:

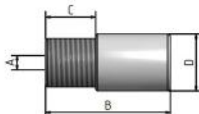
-30°C to +70°C [-22°F to 158°F]


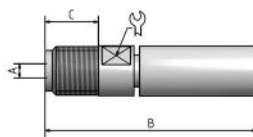
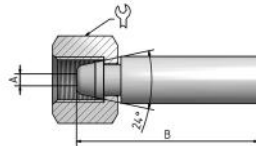
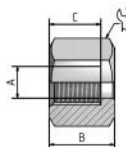
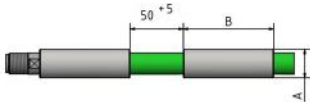
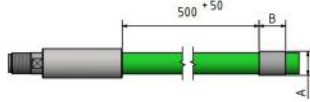


Ø ID	Ø OD	Working Pressure -- (SF 2,5:1)	Burst Pressure	Bend Radius	Weight	Insert ID	
3,4 mm	7,0 mm	--	1.100 bar	2.750 bar	60 mm	0,072 kg/m	2,0 mm
0,13 inch	0,28 inch	--	15.950 psi	39.875 psi	2,36 inch	0,048 lbs/ft	0,08 inch

Part no.	Thread	Material	Dimensions (mm)				Sleeve
			A	B	C		
Sleeve							
10320101	-	Steel	8,9	30,15	-	-	

Part no.	Thread	Material	Hose part	Dimensions (mm)				 OnePiece Fittings®WS
				A	B	C		
OnePiece Fittings® with wrench size								
30320401Q	1/16"x27NPTF	Steel	30320402/1Q	8,9	34	7	7	
30320101Q	M6x1	Steel	30320102/1Q	8,9	34	8	7	

Part no.	Thread	Material	Hose part	Dimensions (mm)				OnePiece Fittings®
				A	B	C	D	
OnePiece Fittings®								
30320401X	1/16"x27NPTF	Steel	30320402/1X	2	28	7	8,9	

Part no.	Thread	Material	Nut	Dimensions (mm)				Insert
				A	B	C		
Male fitting flat seal								
30320102A	M5x0,8	Steel		2	51,5	8	6	
30320202A	M7x1	Steel		2	54	10	7	
Universal female swivel 24°/60°								
20320302A	G1/4"	Steel	50540301, 50540305	2	47	-	19	
Swivel nut								
Swivel nut								
50540301	G1/4"	Steel	1 radial	9,2	16,5	8,5	19	
50540305	G1/4"	AISI 316	1 radial	9,2	16,5	8,5	19	
Tube cleaning accessories								
Stop sleeve								
1.84103201A	-	Steel	-	9,2	30	-	-	
1.84303201Q	-	Steel	-	8,9	25	-	-	
Marking ring								
1.851012.5	-	AISI 316	-	9	10	-	-	

Production related variations of the burst pressure of up to 5 % are possible. Other colors upon request.

The safety factors between the burst pressure and the working pressure as well as the test pressure depend on the operating conditions. For gaseous media the outer cover is to be pinpricked.

Regarding the safety factor for gaseous media please contact your local SPIR STAR® assembling center.

The indicated working pressure refers to the hose only. Depending on the used fitting the permitted working pressure of a hose assembly may be less.

*) Blast-Pro® fittings may only be used for tube cleaning operations inside the tube. They have not been designed for the use outside of tubes.

We reserve our rights for technical changes without notice. Subject to printing errors.