

## Applications

**Waterblast:** Heat exchanger tube cleaning, surface preparation (concrete removal, surface cleaning of buildings, paint removal), ultra high-pressure waterjet cutting and hydro demolition (cutting and demolition of armoured concrete, pipelines, paper or steel)

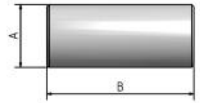
**Hydraulics:** Bolt tensioning, pressure test equipment (valves, tooling and control panels), hydraulic tools (instrumentation packages for gauges, control of service equipment, hydraulic jacks, hydraulic tools)

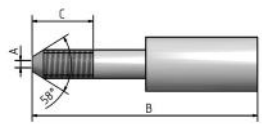


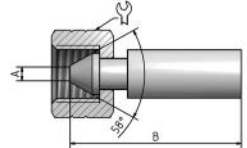
## Technical Information


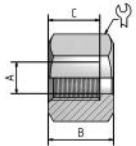
**Inner Core:** Polyoxymethylene (POM)  
**Pressure Support:** 6 layers of high-tensile steel wire  
**Outer Cover:** Polyamide (PA)  
**Color:** Orange  
**Temperature:** -30°C to +70°C [-22°F to 158°F]


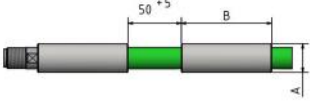
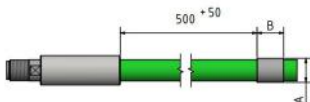
Ø ID	Ø OD	Working Pressure -- (SF 2.5:1)	Burst Pressure	Bend Radius	Weight	Insert ID
4,0 mm	11,5 mm	--	2.800 bar	175 mm	0,365 kg/m	1,8 mm
0,16 inch	0,45 inch	--	40.600 psi	6,89 inch	0,245 lbs/ft	0,07 inch

Part no.	Thread	Material	Dimensions (mm)				Sleeve
			A	B	C	⚙	
<b>Sleeve</b>							
10460102	-	Steel	17,1	48,9	-	-	

Part no.	Thread	Material	Nut	Dimensions (mm)				Insert
				A	B	C	⚙	
<b>HP fitting</b>								
40460204C	1/4"x28UNF LH	Stainless steel	-	2,5	82	14,3	-	
40460224C	3/8"x24UNF LH	Stainless steel	-	3,2	90	19,1	-	
40460234C	9/16"x18UNF LH	Stainless steel	-	4,5	104	23,8	-	

<b>Type M female swivel</b>								
20460644C	9/16"x18UNF	Stainless steel	50560605, 50560601	1,8	63	-	22	

Part no.	Thread	Material	Relief bores	Dimensions (mm)				Swivel nut
				A	B	C		
<b>Swivel nut</b>								
50560601	9/16"x18UNF	Steel	1 radial	9,2	18	14	22	
50560605	9/16"x18UNF	AISI 316	1 radial	9,2	18	14	22	

Part no.	Thread	Material	Relief bores	Dimensions (mm)				Tube cleaning accessories
				A	B	C		
<b>Stop sleeve</b>								
1.84104601C	-	Steel	-	17,1	49	-	-	
<b>Marking ring</b>								
1.851316.5	-	AISI 316	-	14,5	10	-	-	

Other colors upon request.

The safety factors between the burst pressure and the working pressure as well as the test pressure depend on the operating conditions. For gaseous media the outer cover is to be pinpricked. Regarding the safety factor for gaseous media please contact your local SPIR STAR® assembling center.

The indicated working pressure refers to the hose only. Depending on the used fitting the permitted working pressure of a hose assembly may be less.

\*) Blast-Pro® fittings may only be used for tube cleaning operations inside the tube. They have not been designed for the use outside of tubes.

We reserve our rights for technical changes without notice. Subject to printing errors.